

Public Higher Education

FY 2017 Revised and
FY 2018 Budgets, Capital Budget
Staff Presentation
April 6, 2017

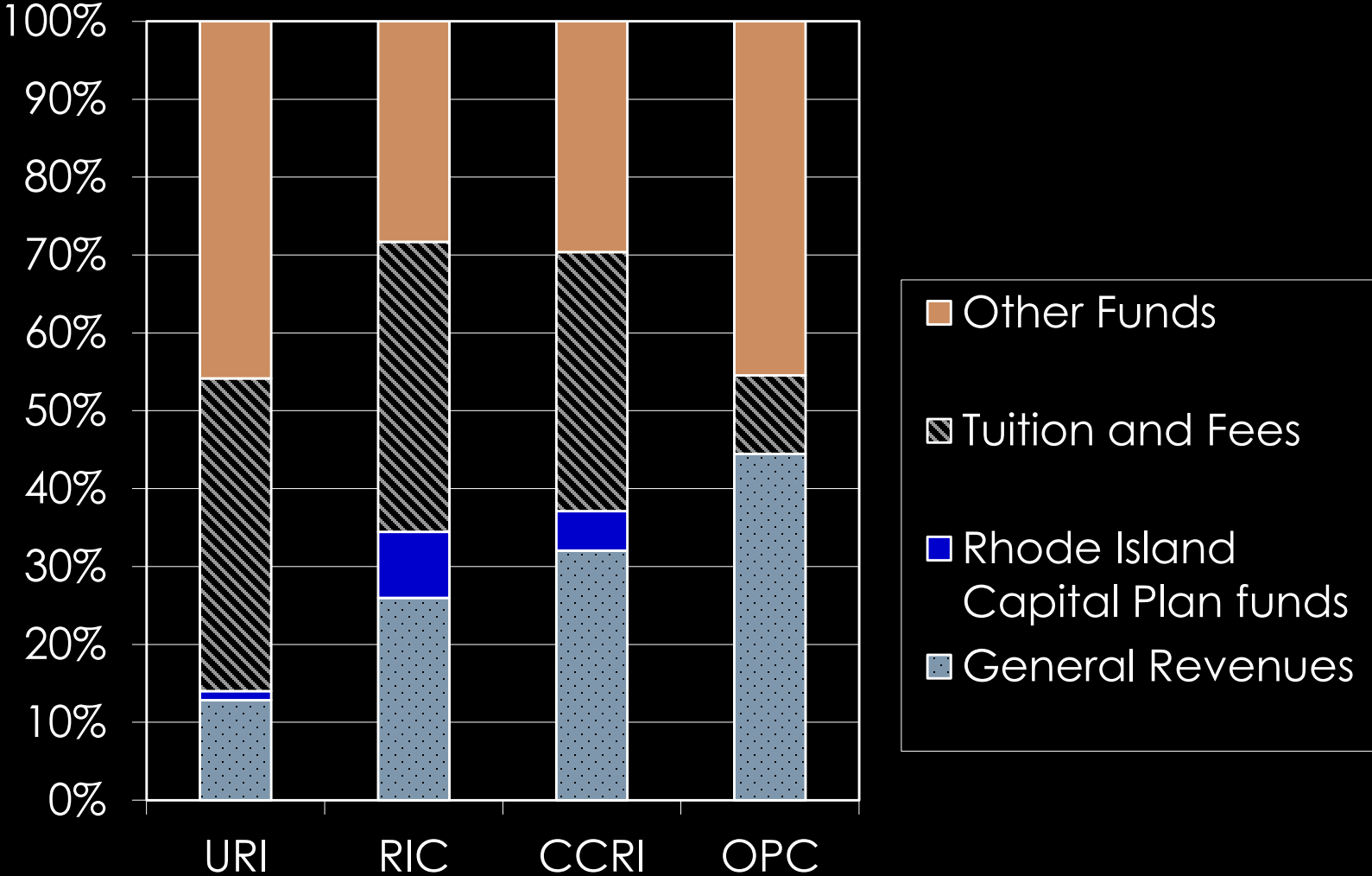
Public Higher Education

- Office of Postsecondary Commissioner
 - Division of Higher Education Assistance
- University of Rhode Island
 - RI State Crime Lab
- Rhode Island College
- Community College of Rhode Island

Public Higher Education

- \$1,188.0 million budget
 - 13% of state budget
 - 6% of general revenue budget
- 4,306.8 FTE positions
 - 29% of state total
- \$1,078.6 million capital budget
 - Majority of state's physical property

Public Higher Education Funding



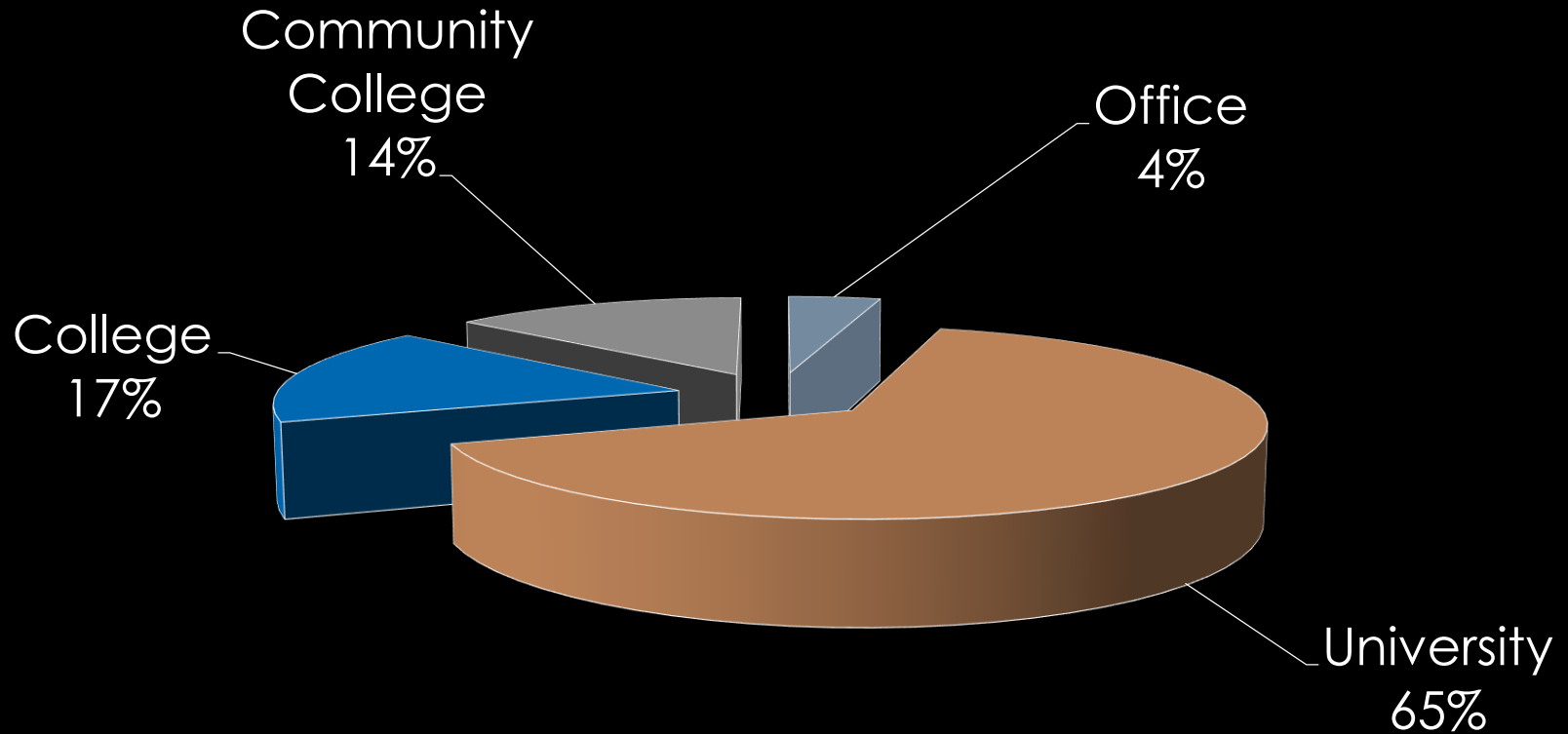
Board of Education

- 2014 Assembly restructured the Board of Education
 - 17 members
 - Members also serve on one of two councils
- Councils have most of the statutory authority & responsibility previously held by Board of Education
- Eight members on each council appointed by the Governor

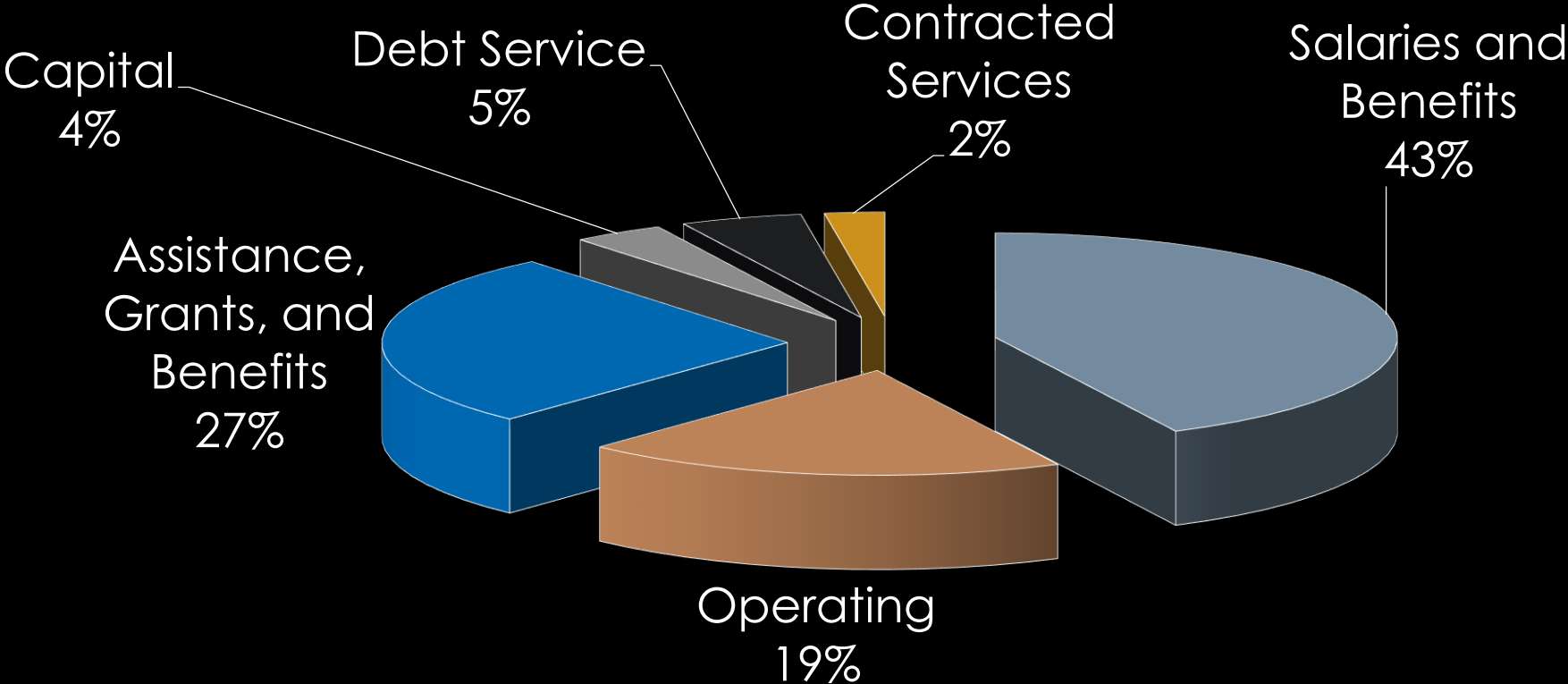
Board of Education

- Full Board
 - Advice and consent on hiring commissioners
 - Elementary and Secondary Education
 - Postsecondary Education
 - Budget review and consent
 - Develop a performance funding formula for public higher education

FY 2018 Summary by Institution



FY 2018 Summary by Category



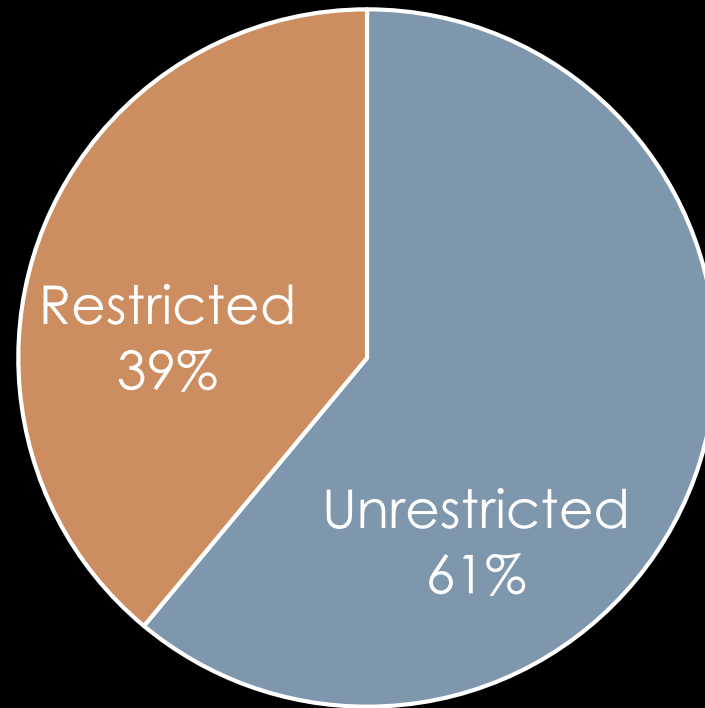
FY 2018

Funding Source	Request	Governor	Gov. Chg. to Request	Gov. Chg. to Enacted
General Revenues	\$208.0	\$225.8	\$17.8	\$29.4
Tuition and Fees	439.9	453.4	17.2	13.5
Other Unrestricted	46.1	46.1	-	4.9
RICAP	38.8	34.3	(4.6)	3.0
Other Restricted	428.5	428.5	-	(27.8)
Total	\$ 1,161.3	\$1,188.0	\$26.7	26.7
<i>in millions</i>				

FY 2018 General Revenues

- \$29.4 million more than enacted
- \$17.8 million more than requested
 - \$12.2 million for general obligation bond debt service
 - \$5.0 million for lease & debt service for Nursing Education Center
 - \$10.0 million for RI Promise Scholarship
 - \$0.5 million for Dual Enrollment Program
 - \$0.5 million for Westerly Campus
 - \$1.3 million in operating support

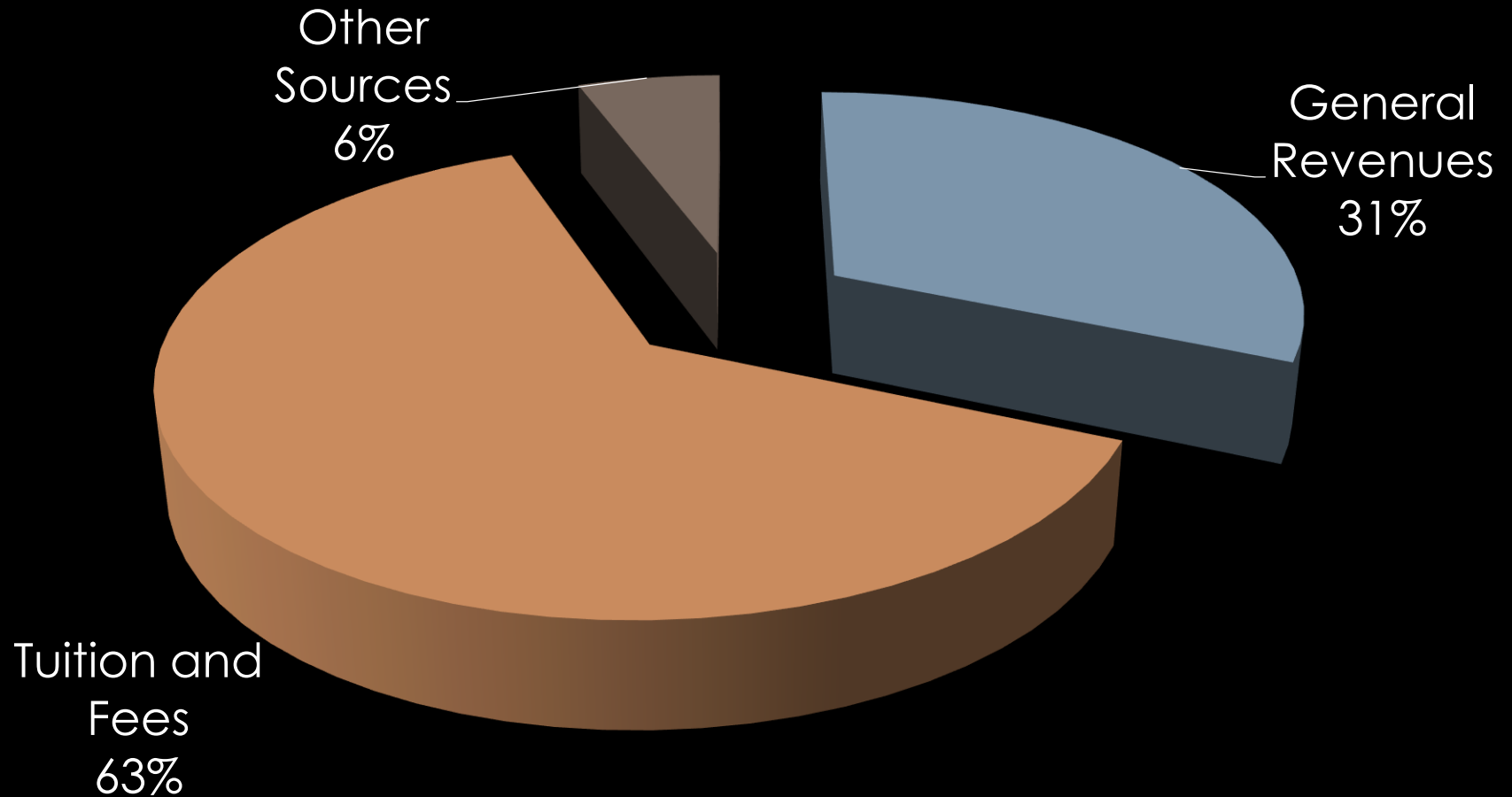
Unrestricted and Restricted Sources



Unrestricted Budget

- Funds used for any legitimate purpose: education & general operations
 - State general revenues
 - Tuition & general fees
 - Auxiliary indirect costs
 - Similar to *general revenue* budget of other agencies

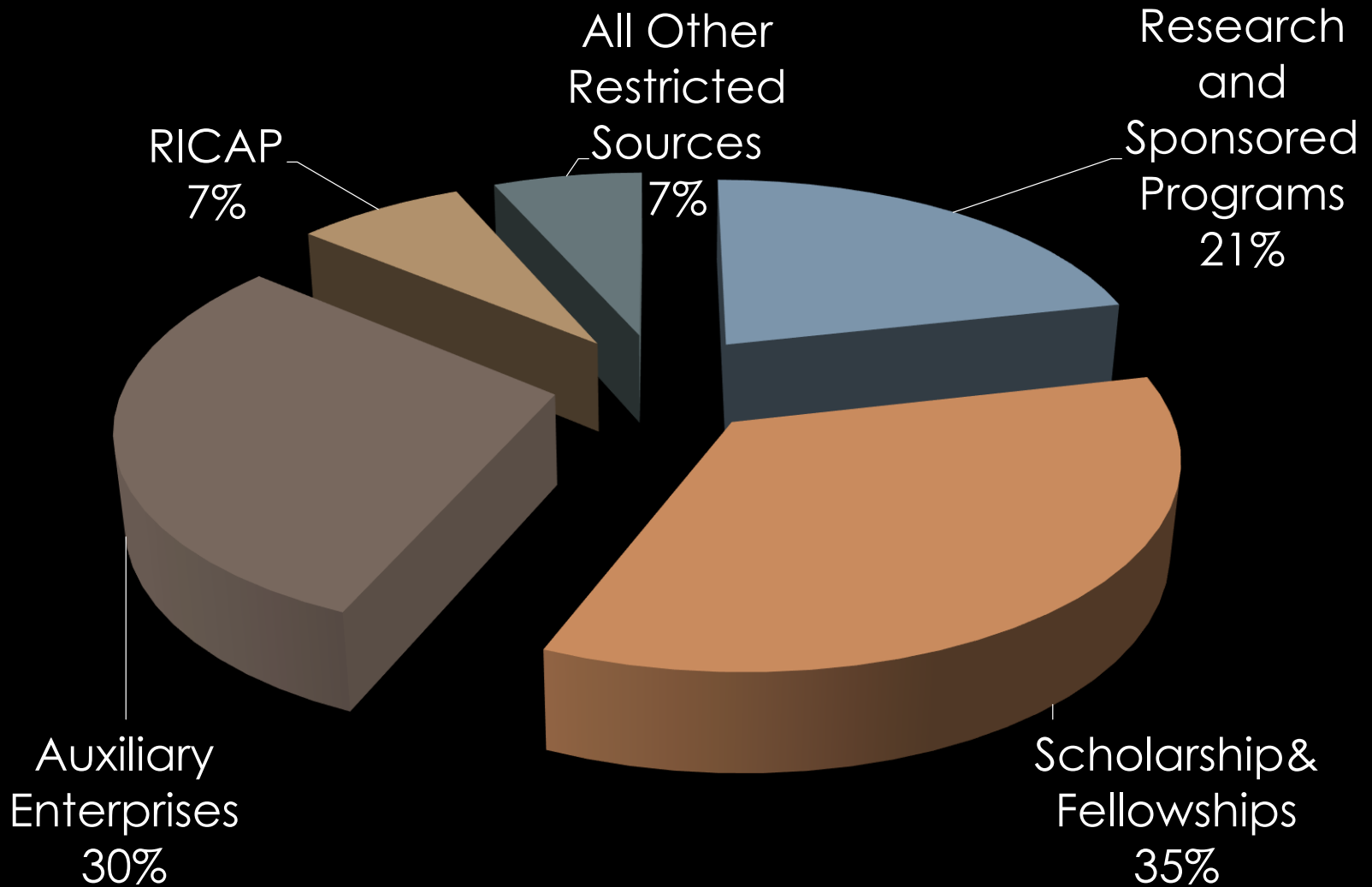
Unrestricted Sources



Restricted Budget

- Funds generally considered restricted receipt or enterprise funds
 - Residence hall & dining funds
 - Other fund sources are limited to use for certain purposes
 - Federal funds & RICAP considered restricted

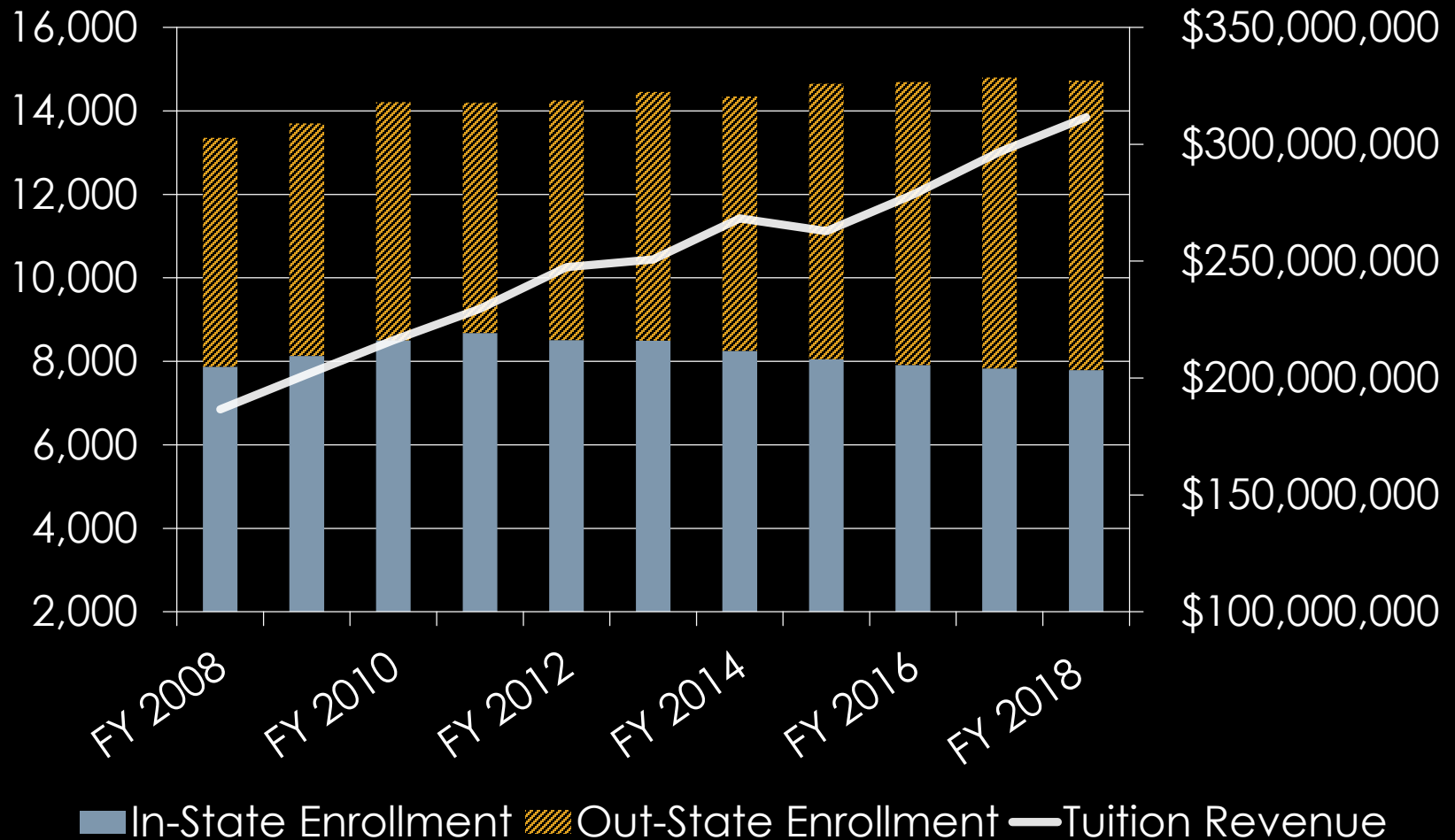
Restricted Sources



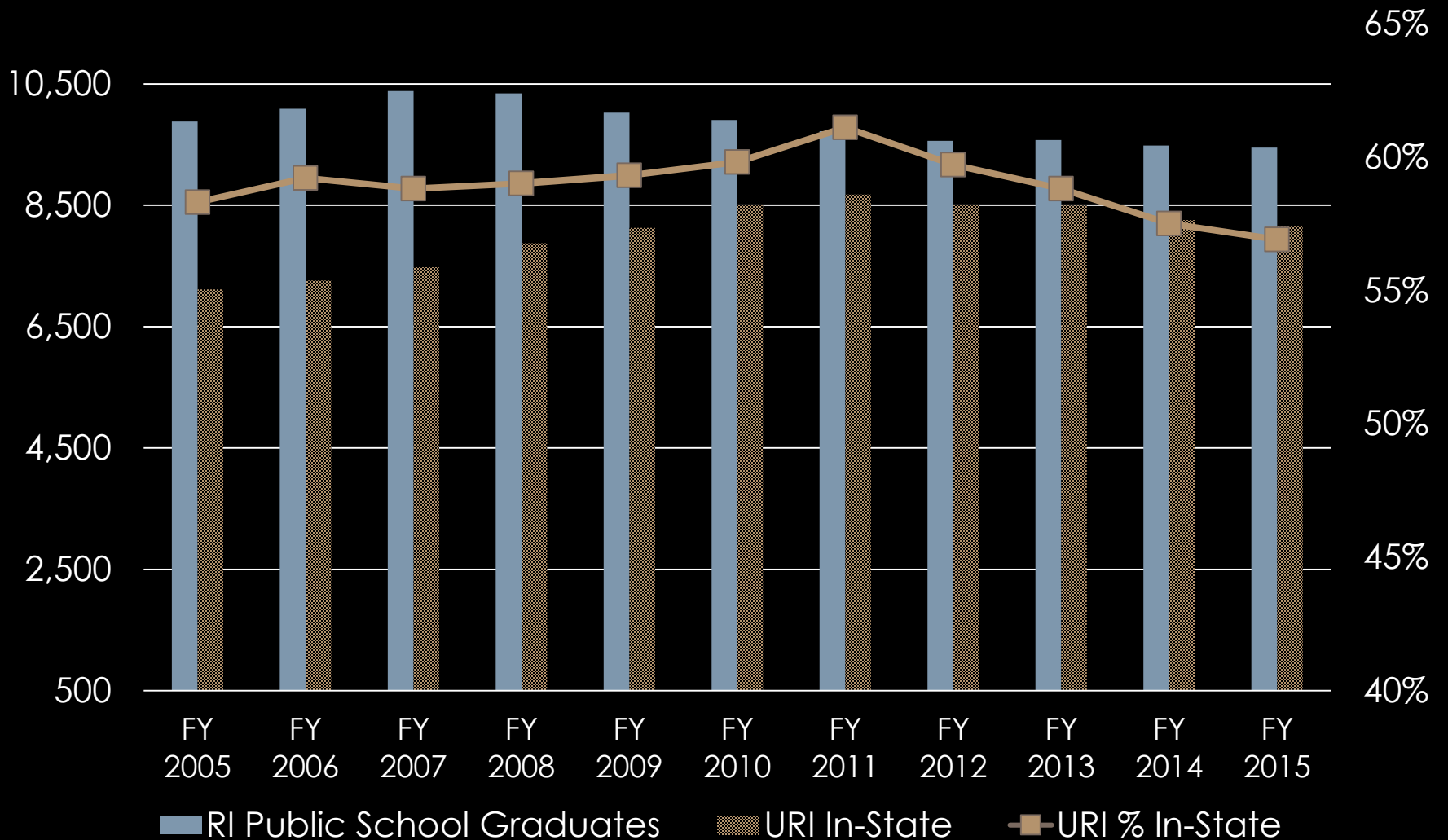
Enrollment

	URI	RIC	CCRI	Total
FY 2017 Enacted	14,546	6,923	9,864	31,333
FY 2017 Revised	14,799	6,947	9,128	30,874
Change	253	24	(736)	(459)
% Change	1.7%	0.3%	-7.5%	-1.5%
FY 2018 Estimate	14,722	6,914	8,857	30,493
Chg. to FY 2017 Rev.	(77)	(33)	(271)	(381)
% Chg to FY 2017 Rev.	-0.5%	-0.5%	-3.0%	-1.2%

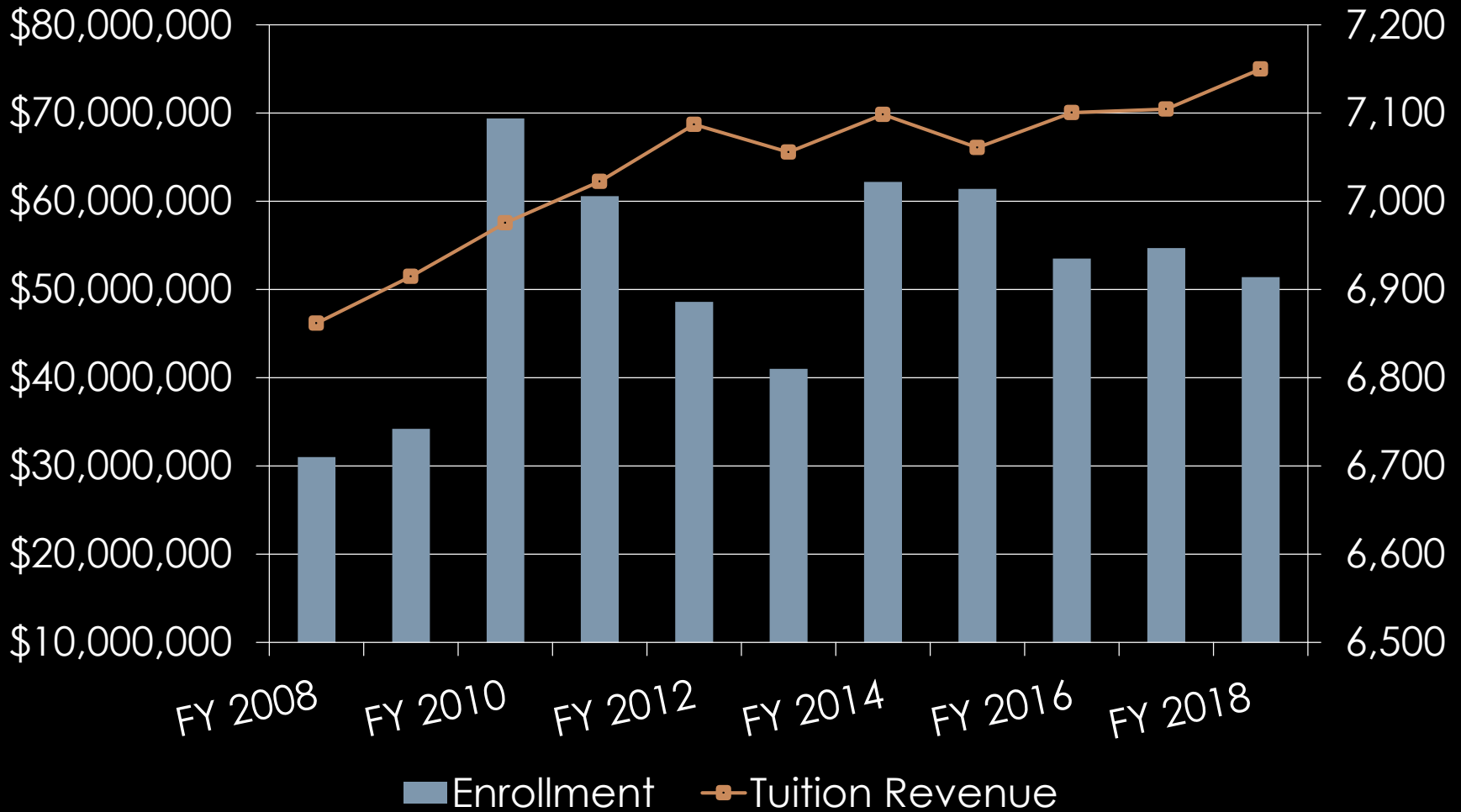
URI Enrollment/Tuition Revenue



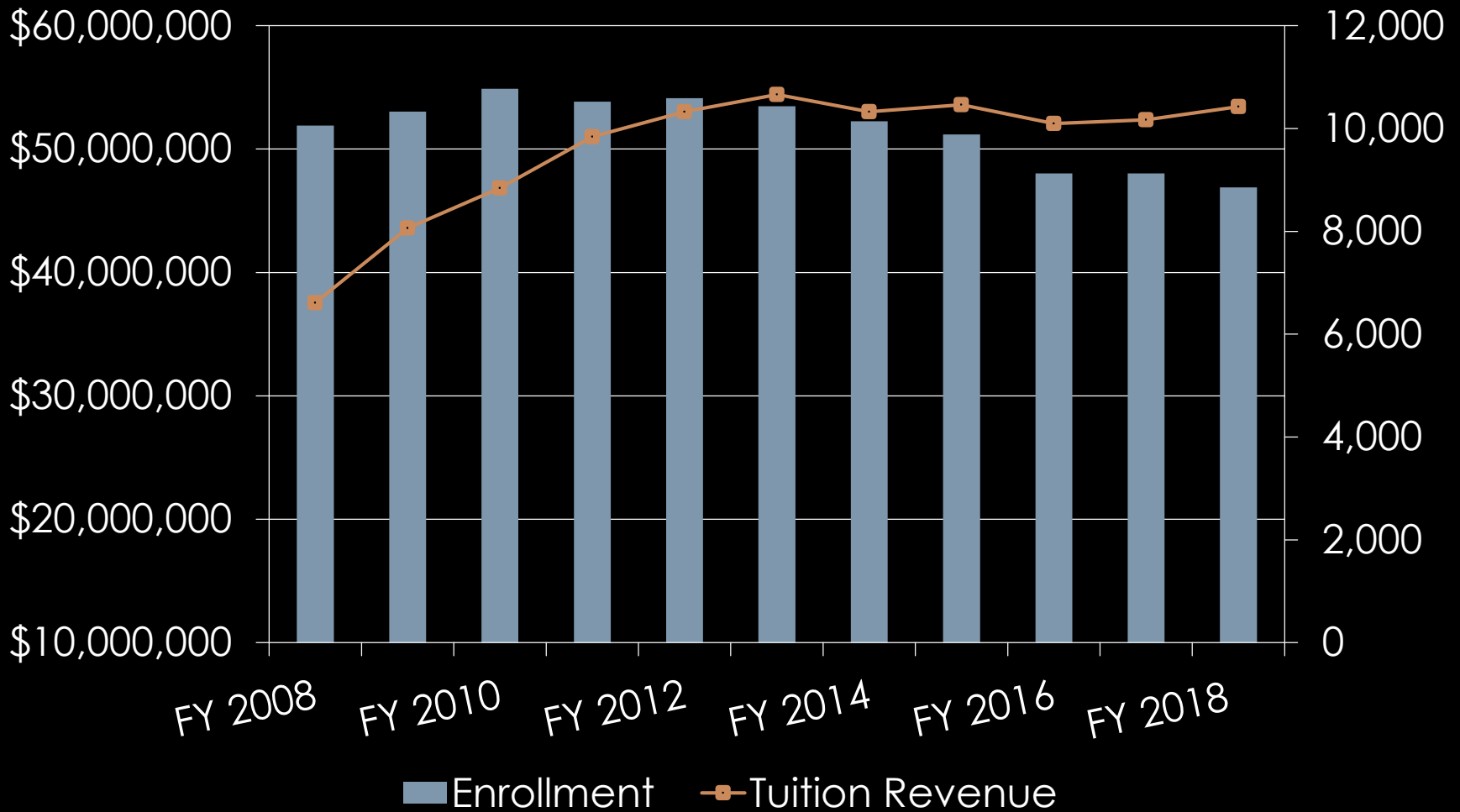
Article 3 – RI Promise Scholarship



RIC Enrollment/Tuition Revenue



CCRI Enrollment/Tuition Revenue



Council Approved Tuition & Fees

URI	FY 2017	FY 2018	Chg. to FY 2018	
Resident				
Tuition	\$11,128	\$12,002	\$874	7.9%
Fees	1,756	1,790	34	1.9%
Total	\$12,884	\$13,792	\$908	7.0%
Nonresident				
Tuition	\$27,118	\$28,252	\$1,134	4.2%
Fees	1,756	1,790	34	1.9%
Total	\$28,874	\$30,042	\$1,168	4.0%
Avg. Room/Board	\$12,300	\$12,452	\$152	1.2%
Enrollment				
In-State	7,829	7,787	(42)	-0.5%
Out-of-State	6,970	6,935	(35)	-0.5%
Total	14,799	14,722	(77)	-0.5%

Council Approved Tuition & Fees

RIC	FY 2017	FY 2018	Chg. to FY 2017	
Resident				
Tuition	\$7,118	\$7,637	\$519	7.3%
Fees	1,088	1,139	51	4.7%
Total	\$8,206	\$8,776	\$570	6.9%
Nonresident				
Tuition	\$18,779	\$20,150	\$1,371	7.3%
Fees	1,088	1,139	51	4.7%
Total	\$19,867	\$21,289	\$1,422	7.2%
Avg. Room/Board	\$11,133	\$11,695	\$562	5.0%
Enrollment				
In-State	5,876	5,865	(11)	-0.2%
Out-of-State	1,071	1,049	(22)	-2.1%
Total	6,947	6,914	(33)	-0.5%

Council Approved Tuition & Fees

CCRI	FY 2017	FY 2018	Chg. to FY 2017	
Resident				
Tuition	\$3,950	\$4,148	\$198	5.0%
Fees	316	416	100	31.6%
Total	\$4,266	\$4,564	\$298	7.0%
Nonresident				
Tuition	\$11,180	\$11,740	\$560	5.0%
Fees	316	416	100	31.6%
Total	\$11,496	\$12,156	\$660	5.7%
Enrollment	9,128	8,857	(271)	-3.0%

Target Budget

- Council submitted a current service budget in addition to target budget required by Budget Office
- Target of \$189.8 million
 - Current service adjustments of \$7.7 million
 - 8.0% reduction, adjusted for certain exclusions, of \$14.3 million
- Target met by additional tuition increases and various expenditure reductions

Tuition and Fees

- National average: in-state public 4-yr college for FY 2016 is \$9,650
- Rhode Island is 12th highest
- Lower than Vermont, New Hampshire, Connecticut and Massachusetts
- Higher than Maine

Source: <http://trends.collegeboard.org/college-pricing>

Tuition and Fees

- New England average: in-state public 2-yr college for FY 2016 is \$5,209
- Rhode Island - \$4,266 which is 4th out of 6 New England states
- Lower than Massachusetts, Vermont and New Hampshire
- Higher than Connecticut and Maine

Source: <http://trends.collegeboard.org/college-pricing>

Unrestricted Student Aid and Waivers – FY 2018

(In millions)	URI	RIC	CCRI
Student Aid & Waivers	\$107.9	\$17.7	\$4.2
Tuition and Fees	\$311.5	\$75.0	\$53.4
% of Tuition and Fees	34.6%	23.6%	7.9%

- Includes financial based and academic scholarships and tuition waivers

Waivers

- 4.4% of all tuition will be waived for FY 2018
- Who is eligible for waiver?
 - Unemployed
 - Disabled vets
 - National Guard members
 - Senior citizens
 - Dependents of some employees (in CBAs and Board policy)

Graduation Rates

	6-Year Graduation Rate		3-Year Student Success*
	URI	RIC	CCRI
2011	63.1%	44.2%	31.3%
2012	63.2%	43.1%	27.2%
2013	60.1%	42.9%	29.2%
2014	58.9%	42.6%	27.8%
2015	63.2%	44.0%	32.1%
2016	62.8%	47.4%	36.0%

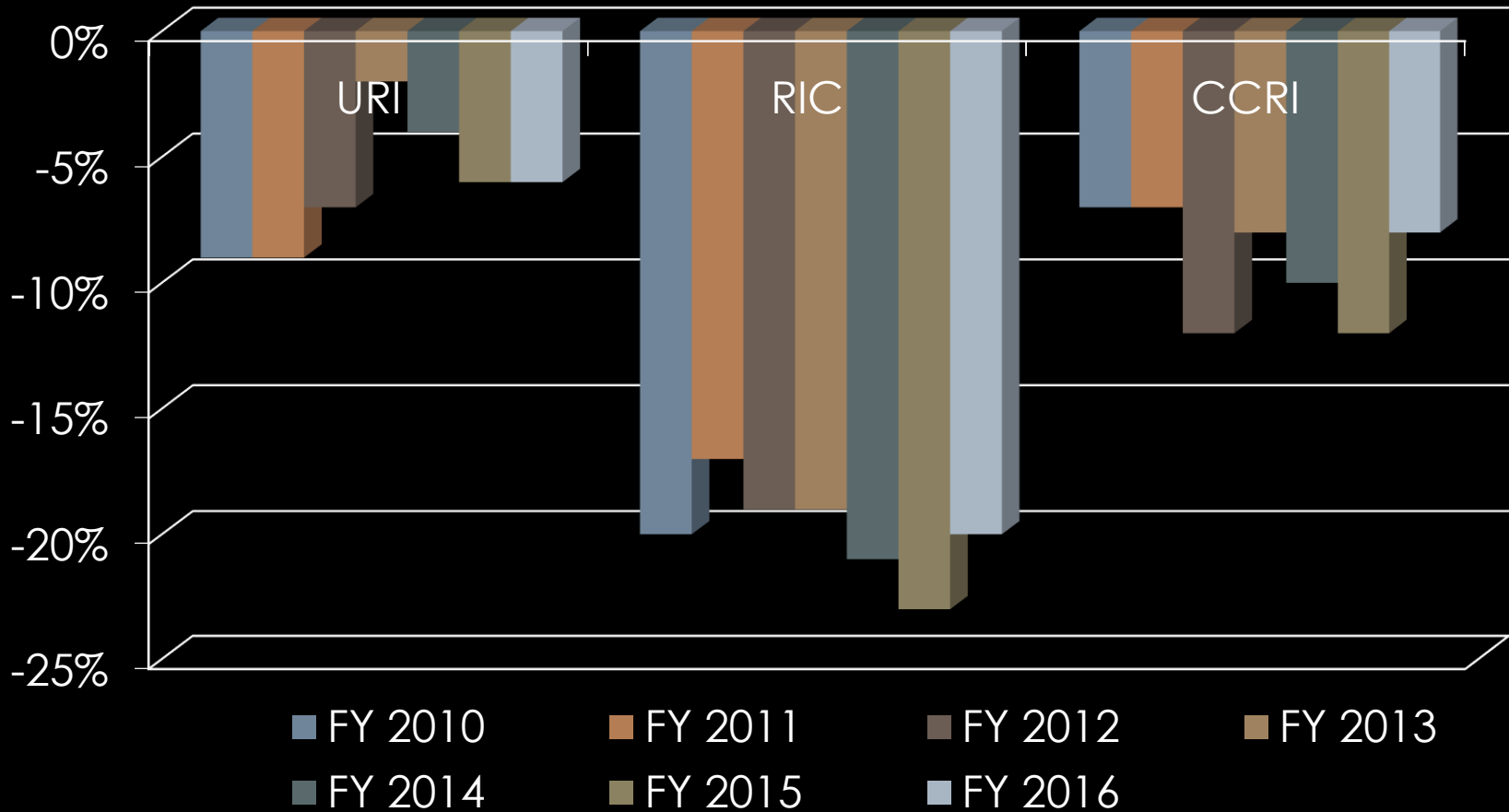
* First-time, degree-seeking freshmen who graduate or transfer to another institution within three years of enrollment at CCRI

Source: Data provided by each institution

Peer Comparisons

- Council traditionally provides data that compares costs at each RI school to several comparable, or peer institutions
- Peers include similarly-sized New England and Mid-Atlantic institutions

Percents Above & Below Peers – In-State Tuition and Fees



About Year to Year Comparisons

- Schools re-evaluate tuition, enrollment & spending projections & adjust current year budget accordingly
- Governor provides \$2.3 million more from general revenues than enacted
 - \$2.2 million more for debt service on GO bonds
 - \$0.1 million more for charging the staffing costs for a 0.5 education policy advisor in the Office of the Governor to OPC

Summary by Source

(In millions)	FY 2017 Enacted	FY 2018 Governor	Chg. to Enacted
General Revenues	\$196.4	\$225.8	\$29.4
Tuition and Fees	436.2	453.4	17.2
Other Unrestricted Sources	41.2	46.1	4.9
Restricted Sources	487.5	462.7	(24.8)
Total	\$1,164.3	\$1,188.0	\$26.7

Salaries and Benefits

Full-Time Equivalent Positions

Full-Time Positions	FTEs	Chg. To Enacted
Enacted Authorized	4,296.8	-
FY 2018 Request	4,320.8	24.0
FY 2018 Governor	4,306.8	10.0
FY 2016 Average Filled	3,935.3	(361.5)
Filled as of April 1	4,030.0	(266.8)

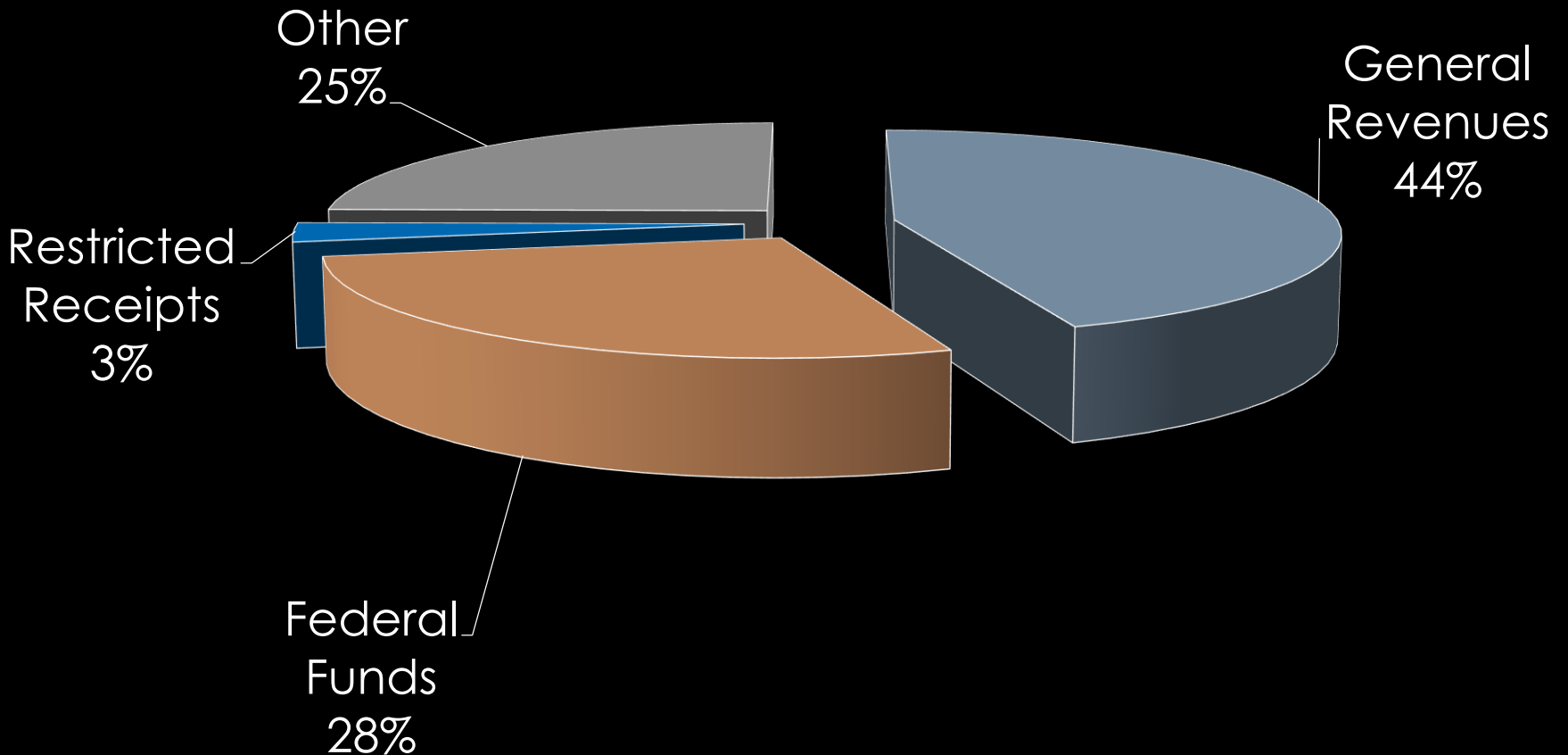
Office of Postsecondary Commissioner

- Replaced former Office of Higher Education as part of restructuring ordered by 2014 Assembly
 - Same functions & responsibilities with the exception of reporting responsibilities & recommending tables of organizations
 - These transfer to presidents
- 2015 Assembly transferred many operations of former Higher Education Assistance Authority to Office

Office of Postsecondary Commissioner

(In millions)	FY 2017 Enacted	FY 2018 Request	FY 2018 Governor	Gov. Chg. To Request
General Revenue	\$6.3	\$7.7	\$22.4	\$14.6
Federal Funds	14.3	13.9	13.9	-
Restricted Receipts	0.4	1.5	1.5	-
Other Funds	9.4	7.4	12.4	5.1
Total	\$30.4	\$30.5	\$50.2	\$19.7
FTE Authorization	26.0	26.0	36.0	10.0
Third Party Limited	1.0	1.0	1.0	-
Total	27.0	27.0	37.0	10.0

OPC Sources of Funds



OPC – Unrestricted Budget

Change to Enacted	Request	Governor	Difference
Current Year Revisions	(\$675,000)	\$1,160,141	\$1,835,141
Nursing Center Ops.	-	3,945,878	3,945,878
Nursing Center Lease	-	3,552,370	3,552,370
Nursing Center Debt Srv.	-	1,400,000	1,400,000
Westerly Ed. & Jobs Ctr.	1,175,000	500,000	(675,000)
Salaries and Benefits	480,099	78,392	(401,707)
Job Classification Study	300,000	-	(300,000)
Other Operations	146,500	(54,185)	(200,685)
RI Promise Scholarship	-	10,000,000	10,000,000
Dual Enrollment	-	500,000	500,000
Total	\$1,426,599	\$21,082,596	\$19,655,997

Office of Postsecondary Commissioner

- Current Year Revisions
 - \$1.1 million from University and College funds for staffing and operating costs for Nursing Education Center
 - Expenses still shown in URI and RIC's budgets
 - \$53,475 for 0.5 full-time equivalent Education Policy Advisor in the Office of the Governor charged to OPC

Cost Allocations of Governor's Office Staff

Agency	% Time Spent	FY 2017 Cost	FY 2018 Cost
DOT	100	\$82,572	\$91,923
DOA	50	114,779	118,083
EOHHS	50	115,015	118,176
RIDE	50	108,383	110,613
OPC	50	53,472	55,003
DPS	50	41,796	46,508

Nursing Education Center


	OPC	URI	RIC	Total
Operating Costs	\$5.1*	\$1.5	\$1.3	\$7.9
Lease	3.6	1.1	1.1	5.8
Debt Service	1.4	-	-	1.4
Total	\$10.0	\$2.6	\$2.4	\$15.1

*double counts operating and lease costs in URI and RIC's budgets

New, 120,000 square foot building for URI and RIC nursing programs in downtown Providence;
Assumes September 2017 opening

Nursing Education Center

Items	RIC	URI	Total
Salaries & Benefits	\$519,312	\$519,312	\$1,038,624
Lease Obligations	1,078,581	1,078,581	2,157,162
Information Technology	98,155	98,155	196,310
Parking & Transportation	601,000	783,000	1,384,000
Security & Operations	138,227	138,227	276,454
Total	\$2,435,275	\$2,617,275	\$5,052,550



Parking/Transportation	RIC	URI	Total
Shuttle to NEC	\$250,000	\$432,000	\$682,000
Intra-City Shuttle	101,000	101,000	202,000
Parking	250,000	250,000	500,000
Total	\$601,000	\$783,000	\$1,384,000

Office of Postsecondary Commissioner

- Westerly Higher Ed. & Job Skills Center
 - \$1.3 million from general revenues for 2nd year of lease
 - \$1.5 million from restricted receipts for operations of center
 - \$1.1 million more than enacted to reflect annualized cost

Office of Postsecondary Commissioner

- Job Classification Study
 - Office requested \$0.3 million for job classification study
 - Similar to study recently completed by DOA
 - Intended to evaluate how technology has influenced positions within higher education
 - Governor does not include funding
 - Same as last year's proposal

Office of Postsecondary Commissioner

- Appropriations to community organizations identified in Article 1
 - \$355,000 to the Rhode Island College Crusade
 - Pursuant to RIGL 16-70-5
 - \$30,000 to Best Buddies Rhode Island
 - Support programs for children with developmental & intellectual disabilities
- Consistent with enacted budget

Division of Higher Education Assistance

- Revenues from federal government for loan default aversion activities
 - Historically generated enough income to support other agency programs
- Congress passed legislation ending subsidies to lenders and originating all loans directly w/ federal government effective July 2010

Division of Higher Education Assistance

- December 2013, federal budget significantly reduced guaranty agency revenue by approximately 50%
- 2014 Assembly required administration to include a plan to allocate HEAA programs to other agencies as part of the FY 2016 budget because of declining resources

Division of Higher Education Assistance

- FY 2016 budget dissolved HEAA & transferred its duties, authority & resources
 - Authority & corporate existence ended on July 1, 2015
 - Replaced by new Division of Higher Education Assistance in OPC's budget
- Division continues to manage remaining portfolio
 - Office's current estimation for portfolio extinguishment: 3-5 years

DHEA – Dual Enrollment Program

- Allows qualified high schoolers to earn college credit at no cost
 - Students can take courses in two ways:
 - Concurrent enrollment: courses taken at student's high school for college credit
 - Dual enrollment: courses taken at postsecondary institution's campus
- Governor includes \$1.8 million
 - Enacted amount of \$1.3 million from tuition savings fees
 - \$0.5 million from new general revenues based on higher demand

DHEA – Last Dollar Scholarship

- Helps students already receiving financial aid with additional costs
- Funding to all three public institutions
 - \$2.6 million to URI
 - \$2.2 million to RIC
 - \$3.4 million to CCRI
- Also allocates lesser of 20% or \$2.0 million to non-profit private higher education institutions
- Total of \$10.1 million for FY 2018; same as enacted

DHEA – Last Dollar Scholarship

Fall 2016 Semester	URI	RIC	CCRI
Eligibility Criteria	*EFC≤\$12,000, enrolled full or part-time	Pell-eligible, full-time enrolled, complete first year of study, 2.74 cumulative GPA	Pell-eligible, *EFC≤\$5,198, minimum 6 credit enrollment, minimum 2.0 cumulative GPA
Number of Award Recipients	3,320	474	4,728 (both semesters)
Average Award per Student	\$770	\$3,649	\$684

*Expected family contribution—measure used to determine need-based financial aid eligibility

Article 3 – RI Promise Scholarship

- Establishes new RI Promise Scholarship
- 2 years of free tuition & mandatory fees
 - URI, RIC, or CCRI
- Intended to be “last dollar scholarship”
 - After all other sources of aid are exhausted, program would cover remaining tuition
 - Room & board and other non-mandatory fees would not be covered
- Implemented over a 4-year period beginning in FY 2018

Article 3 – RI Promise Scholarship

- Purpose
 - Increase enrollment at RI public institutions
 - Increase # of students who complete degrees on time
 - Less than half of students complete “on-time”
 - 4 years for a bachelor’s degree & 2 years for an associate’s degree
 - URI - 49%; RIC -14%; CCRI - 5%
 - Lower student debt
 - RI graduates have 5th highest debt at \$32,920
 - Based on 2015 data from The Institute for College Access and Success for 4-year public and private institutions

Article 3 – RI Promise Scholarship

- Beginning with high school graduating class of 2017
 - Covers 2 years at CCRI, or
 - Junior and senior year at RIC or URI
 - Only one scholarship per student

FY 2018 Budget	
Preparedness grants to institutions	\$6,000,000
Communications and outreach	\$1,000,000
First year of scholarships at CCRI	\$3,000,000
Total	\$10,000,000

Article 3 – RI Promise Scholarship

- Eligibility Requirements
 - Attain high school diploma or equivalent qualification by age 19
 - Enroll & matriculate in fall semester immediately following high school graduation
 - Complete the FAFSA
 - Maintain full-time enrollment & minimum 2.0 GPA (good academic standing)
 - Remain on track to graduate within 2 years from CCRI or 4 years from URI or RIC

Article 3 – RI Promise Scholarship

- Exceptions to eligibility criteria for:
 - “Recipient – student” with approved medical or personal leave of absence
 - “Recipient – student” who is a member of the National Guard or reserve unit of a branch of the U.S. military

Article 3 – RI Promise Scholarship

- Preparedness grants
 - Intended to address issues at each institution for “...appropriate capacity building and necessary adjunct programs...”
 - Article silent on uses
 - Authorizes appropriations in addition to scholarships “to support and advance the Rhode Island Promise Scholarship Program”

Article 3 – RI Promise Scholarship

- Cost estimate assumes:
 - One-time 25% increase in enrollment
 - Proxy for tuition increases, attrition, enrollment, etc.
 - Use of funding from phase out of the current Last Dollar Scholarship at RIC & URI
 - Currently funded from tuition savings fees and finite reserve funds
 - \$2.0 million currently for students attending private schools; impact to privates unclear

Article 3 – RI Promise Scholarship

	Scholarships	Preparedness Grants	Total
FY 2018	\$2,851,676	\$7,148,324	\$10,000,000
FY 2019	\$5,707,916	\$7,292,084	\$13,000,000
FY 2020	\$16,516,014	\$1,483,986	\$18,000,000
FY 2021	\$29,561,829	\$438,171	\$30,000,000

DHEA - WaytogoRI

- WaytogoRI: free, Internet-based program to explore educational and career goals
 - Available to all public and many private schools
- Contract with XAP to host site & provide maintenance
 - Current contract expires 8/31/2018
 - Annual cost of \$475,000
- Governor's budget includes enacted level of \$650,000

Annual Reporting Requirements

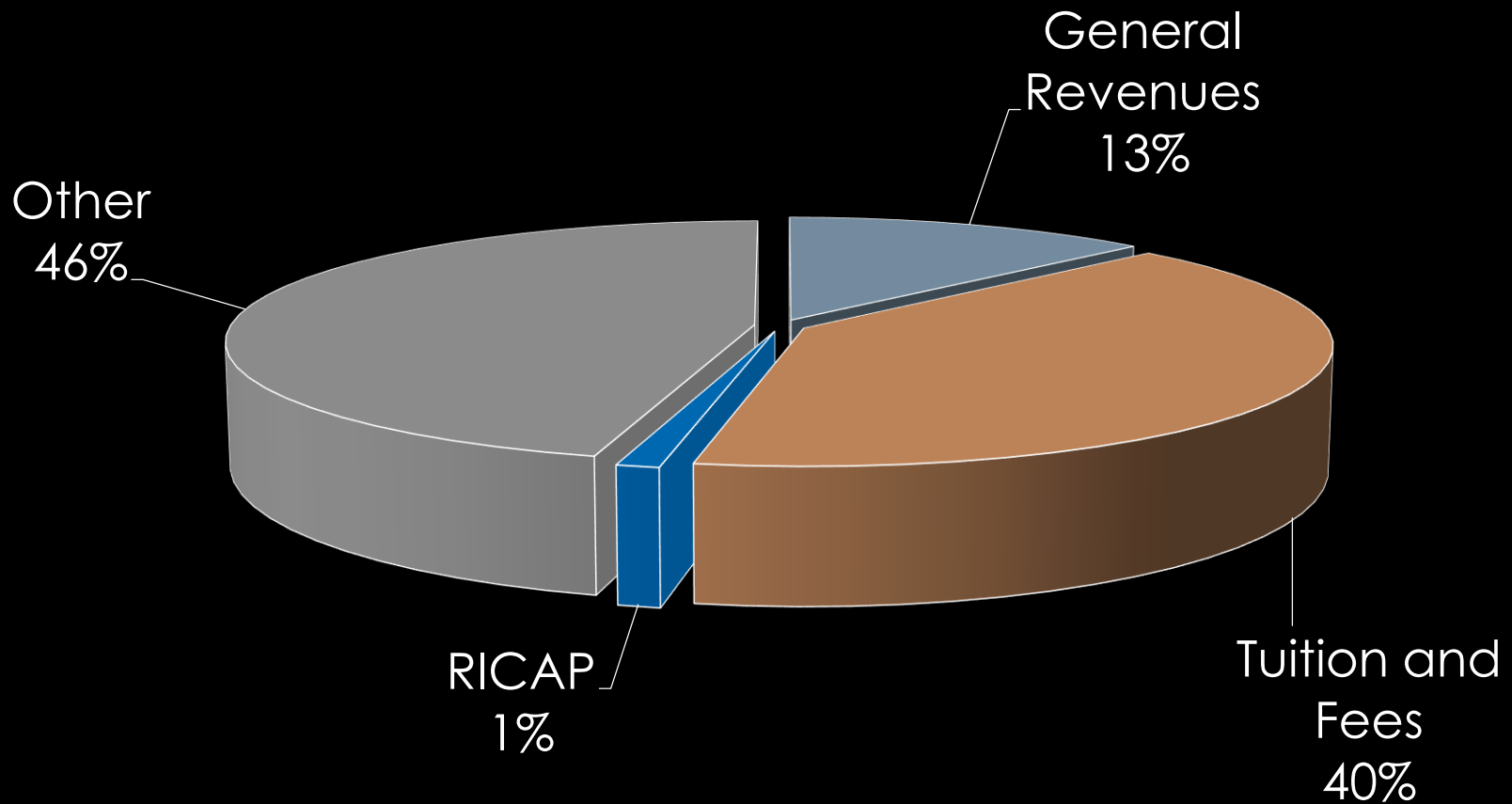
- 2013 Assembly enacted legislation requiring OMB to prepare, review and inventory all reports filed with Assembly
 - Report to be presented to Assembly as part of budget submission annually
- Office is required to submit:
 - 12 annual reports
 - 2 semi-annual reports
- Most submitted on time
 - 2 are on hold for review

University of Rhode Island

(In millions)	FY 2017 Enacted	FY 2018 Request	FY 2018 Governor	Gov. Chg. to Request
General Revenue	\$89.9	\$94.9	\$99.6	\$4.7*
Tuition and Fees	301.5	311.5	311.5	-
Other Unrestricted	28.0	32.1	35.7	3.6
Restricted	358.0	336.8	328.8	(7.9)
Total	\$777.3	\$775.3	\$775.7	\$0.4
FTE Authorization	1,915.7	1,928.7	1,915.7	(13.0)
Third Party Limited	573.8	573.8	573.8	-
Total	2,489.5	2,502.5	2,489.5	(13.0)

**Excluding debt service, general revenues are \$4.8 million less than requested; Governor's budget assumes availability of \$4.8 million in revenues beyond current projections*

URI Sources of Funds



URI – Unrestricted Budget

Change to Enacted	Request	Governor	Difference
Current Year Revisions	\$(474,374)	\$1,720,574	\$2,194,948
New Faculty (10.0 FTE)	1,382,390	1,382,390	-
New Vet (1.0 FTE)	203,622	203,622	-
Nursing Center Ops	2,211,334	2,211,334	-
State Crime Lab (1.0 FTE)	389,694	129,694	(260,000)
Other Sal & Ben	9,851,796	9,851,796	-
Debt Service	279,560	6,928,392	6,648,832
Polaris MEP	-	(250,000)	(250,000)
Student Aid	5,559,644	5,559,644	-
Info. Technology	559,136	559,136	-
Utilities/Other Operating	(760,215)	(760,215)	-
Total	\$19,202,587	\$27,536,367	\$8,333,780

University of Rhode Island

- Current Year Revisions
 - URI requested \$0.5 million less than enacted
 - Governor recommends \$2.3 million less than requested
 - \$2.3 million more from general revenues for GO bond debt service
 - Issuance of new debt for 1st phase of engineering building renovations
 - \$0.1 million less for debt service on energy performance contract
 - In line with current debt service schedule

University of Rhode Island

- New Faculty (10.0 FTE)
 - \$1.4 million for 10.0 new tenure track positions
 - Initiative to hire 55.0 new faculty through FY 2019
 - FY 2017 enacted budget added 10.0 faculty positions
- New Veterinarian (1.0 FTE)
 - \$0.2 million
 - In order to obtain accreditation with the Association for Assessment & Accreditation of Laboratory Animal Care
 - To make URI more competitive w/ peers

Article 3 – RI Promise Scholarship

- URI's \$2.0 million preparedness grants would partially cover unfunded requests
 - 14.0 new faculty positions
 - 1.0 new veterinarian
 - Housekeeper for new welcome center
 - Salaries and benefits for existing staff
 - Student aid and waivers
- Governor's budget is \$4.2 million less than requested from general revenues
 - Exclusive of special programs

University of Rhode Island

- Crime Lab - \$1.2 million, 10.0 FTE
 - \$0.1 million and 1.0 FTE more than enacted
 - \$0.3 million less than requested
 - Funding for new equipment not included in recommendation
- Polaris Manufacturing Extension Partnership
 - \$250,000 enacted for nonprofit/division of URI's Research Foundation
 - Helps RI manufacturers design new facility layouts, expand sites, incorporate new equipment, etc.
 - Governor transfer funding to Commerce Corp. & doubles funding for \$550,000 total

University of Rhode Island

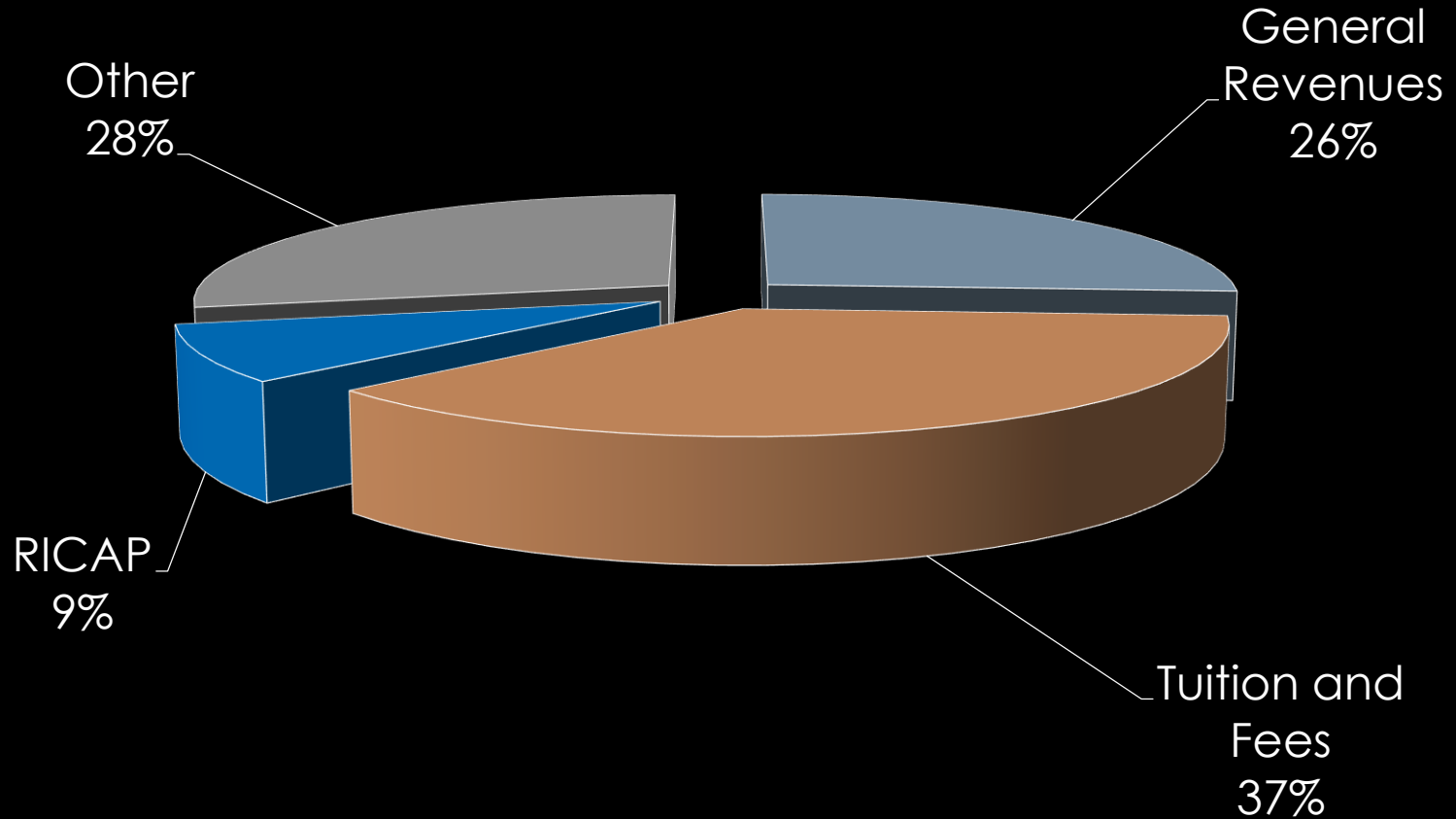
- Appropriations to community organizations identified in Article 1
 - \$250,000 to the Small Business Development Center
 - In order to leverage federal funding & support economic development
 - \$50,000 to Special Olympics Rhode Island
 - Provide athletic opportunities for individuals with intellectual & developmental disabilities
- Consistent with enacted budget

Rhode Island College

(In millions)	FY 2017 Enacted	FY 2018 Request	FY 2018 Governor	Gov. Chg. to Request
General Revenue	\$49.6	\$51.8	\$52.3	\$0.6*
Tuition and Fees	75.1	75.0	75.0	-
Other Unrestricted	8.9	9.9	12.2	2.3
Restricted	53.2	58.8	61.8	3.0
Total	\$186.7	\$195.4	\$201.3	\$5.9
FTE Authorized	844.2	861.2	844.2	17.0
Third Party	82.0	82.0	76.0	(6.0)
Total	926.2	937.2	926.2	(11.0)

**Excluding debt service, general revenues are \$1.8 million less than requested; Governor's budget assumes availability of \$1.8 million in revenues beyond current projections*

RIC Sources of Funds



RIC - Unrestricted Budget

Change to Enacted	Request	Governor	Difference
Current Year Revisions	\$ (4,334,202)	\$ (4,133,790)	\$200,412
Nursing Center	1,881,939	1,881,939	-
Advisors (10.0 FTE)	600,000	600,000	-
Experiential Learning (1.0 FTE)	750,000	750,000	-
Learning for Life (6.0 FTE)	500,000	500,000	-
Other Sal & Ben	3,573,250	3,573,250	-
Student Aid	1,022,834	1,022,834	-
Debt Service	337,076	3,031,345	2,694,269
All Other Operations	(1,223,089)	(1,223,089)	-
Total	\$3,107,808	\$6,002,489	\$2,894,681

Rhode Island College

- Current Year Revisions
 - RIC requested \$4.3 million less than enacted
 - Reduced tuition & fee revenues based on overestimated potential revenues in enacted budget
 - Professional Advising (10.0 FTE) - \$0.6 million
 - Shift from current faculty-centric advising to hybrid model involving both advisors & faculty
 - For students during 1st 2 years to help plot a path to graduation
 - Afterwards, assigned a faculty advisor within major
 - Represents partial year funding

Rhode Island College

- Student Experiential Learning (1.0 FTE) - \$0.8 million
 - Coordinator, technology upgrades & consultants to design program to increase experiential learning opportunities
 - Internships, capstone research projects, study abroad
- Learning for Life (6.0 FTE) - \$0.5 million
 - Funded since 2012 from expiring federal College Access Challenge grant
 - Links students to services & supports

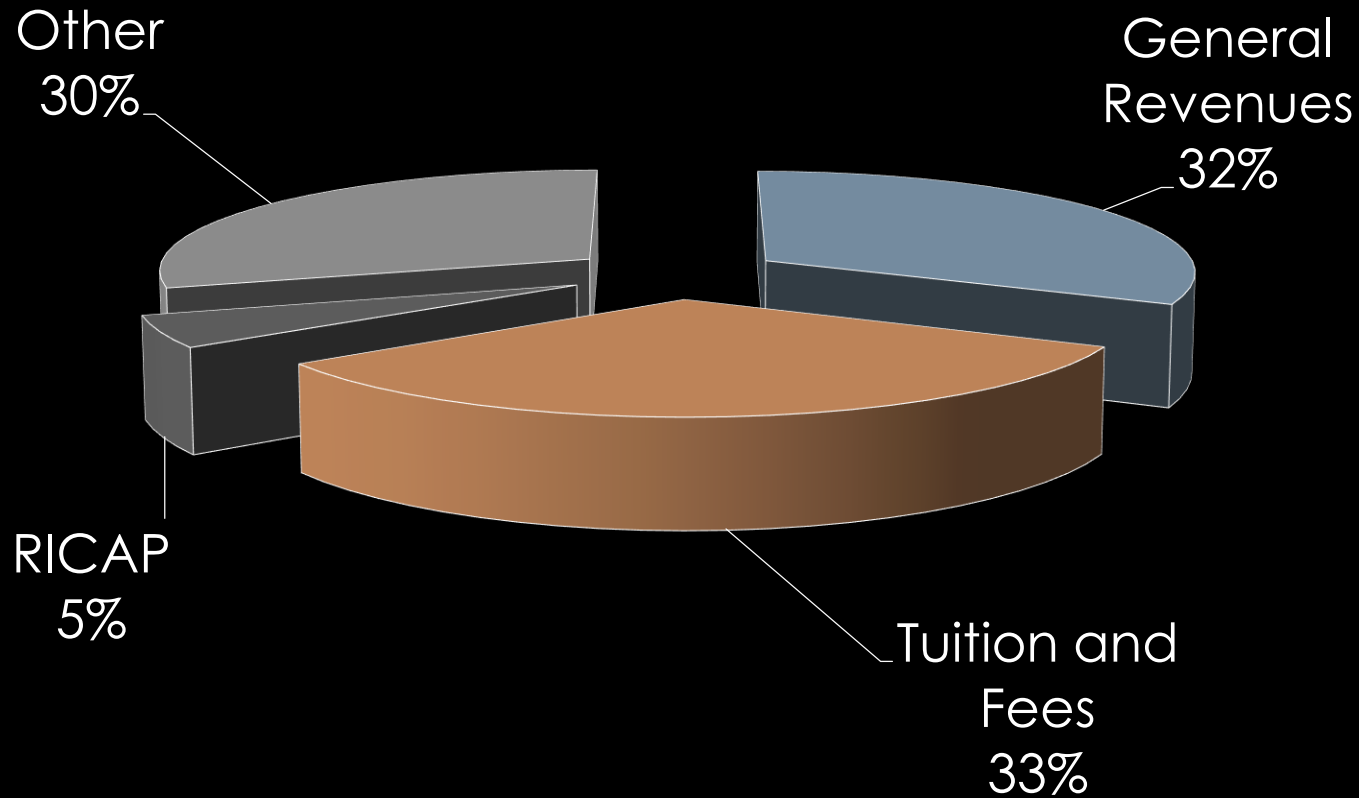
Article 3 – RI Promise Scholarship

- RIC's \$2.0 million preparedness grants
 - 15.0 new professional advisors
 - Student experiential learning program
 - Enhancements to math learning center
 - Increase disabilities services capacity
 - Ongoing support for initiative previously funded from expiring federal grants
- Governor's budget is \$1.8 million less than requested from general revenues

(In millions)	FY 2017 Enacted	FY 2018 Request	FY 2018 Governor	Gov. Chg. to Request
General Revenue	\$50.6	\$53.6	\$51.5	(\$2.1)*
Tuition and Fees	59.6	53.4	53.4	-
Other Unrestricted	4.4	4.1	6.6	2.4
Restricted	52.3	48.9	49.3	0.4
Total	\$167.0	\$160.0	\$160.8	\$0.8
FTE Authorized	765.1	770.1	765.1	(5.0)
Third Party	89.0	84.0	89.0	5.0
Total	854.1	854.1	854.1	-

**Excluding debt service, general revenues are \$2.4 million less than requested; Governor's budget assumes availability of \$2.4 million in revenues beyond current projections*

CCRI Sources of Funds



CCRI - Unrestricted Budget

Change to Enacted	Request	Governor	Difference
Current Year Revisions	\$(7,155,337)	\$(7,203,092)	\$(47,755)
Connect to College (5.0 FTE)	119,899	119,899	-
Other Sal & Ben	3,725,471	3,725,471	-
Utilities	152,319	152,319	-
Student Aid	21,873	21,873	-
Unpaid Accounts	(135,000)	(135,000)	-
Debt Service	(2,200)	437,196	439,396
Other Operating Expenses	(216,042)	(216,042)	-
Total	\$(3,489,017)	\$(3,097,376)	\$391,641

Community College of Rhode Island

- Current Year Revisions
 - CCRI requests \$7.2 million less than enacted
 - \$3.4 million from reduced tuition & fee revenues from enrollment decline
 - \$3.8 million from overstatement of available revenues in enacted budget
 - Governor recommends \$47,755 less than requested for GO bond debt service

Community College of Rhode Island

- Connect to College Funding Transition (5.0 FTE) - \$0.1 million
 - Provides services to disadvantaged students
 - Academic advising, financial literacy training, internships, skills workshops, career counseling
 - Previously funded from expiring federal College Access Challenge grant
 - Recommendation would partially fund staffing costs
 - Full cost of \$0.3 million would eventually shift to unrestricted budget

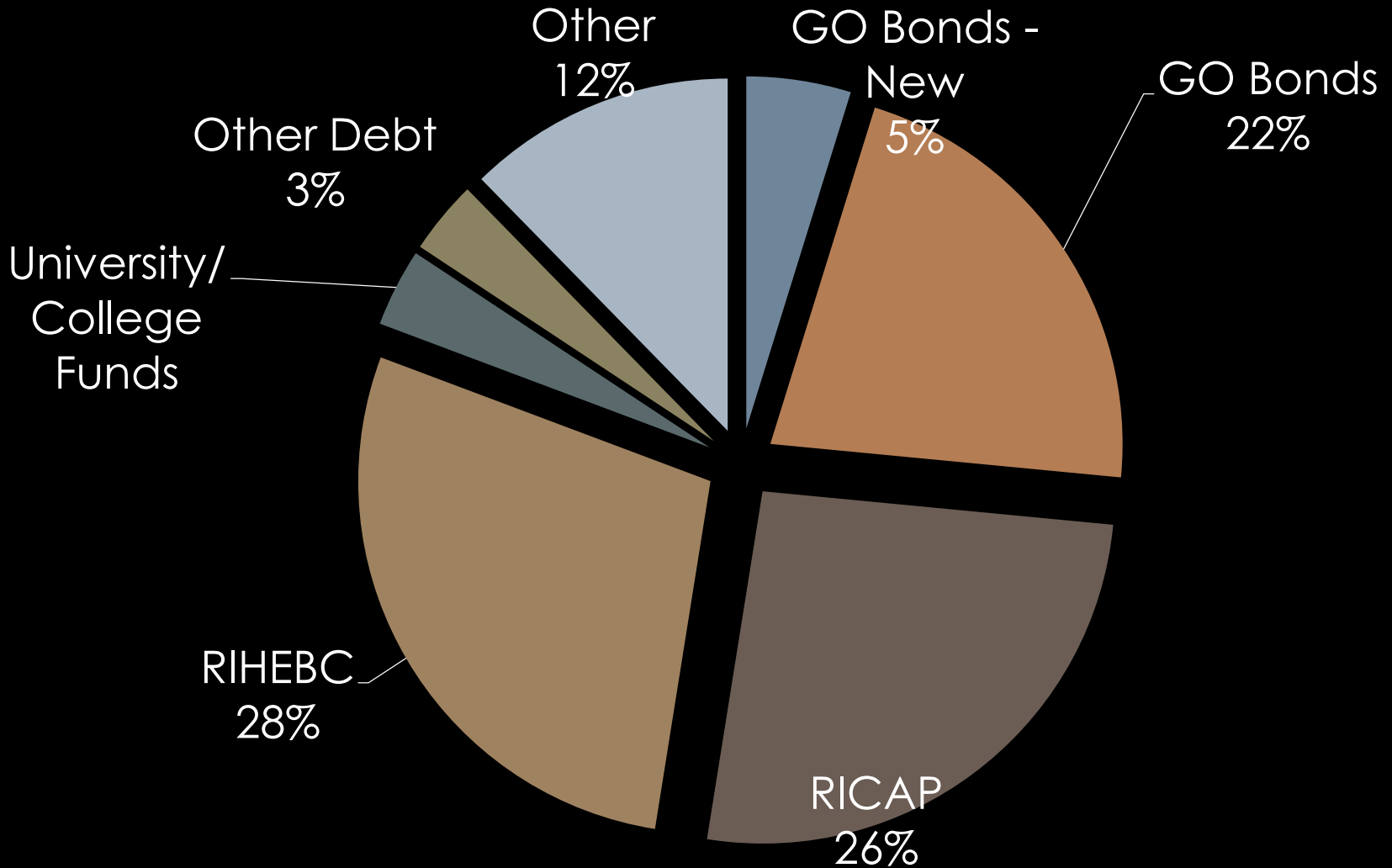
Article 3 – RI Promise Scholarship

- CCRI's \$2.0 million preparedness grants
 - 5.0 new positions to implement accelerated study program
 - Expand on-line programs
 - 2.0 new positions to expand co-requisite course models in English and math
 - New technology to enhance student services
- Governor's budget is \$2.4 million less than requested from general revenues

FY 2018 - FY 2022 Capital Budget

- \$531.7 million of new & ongoing projects
- Plus dozens of asset protection projects at each institution
- Campuses contain majority of state's physical property

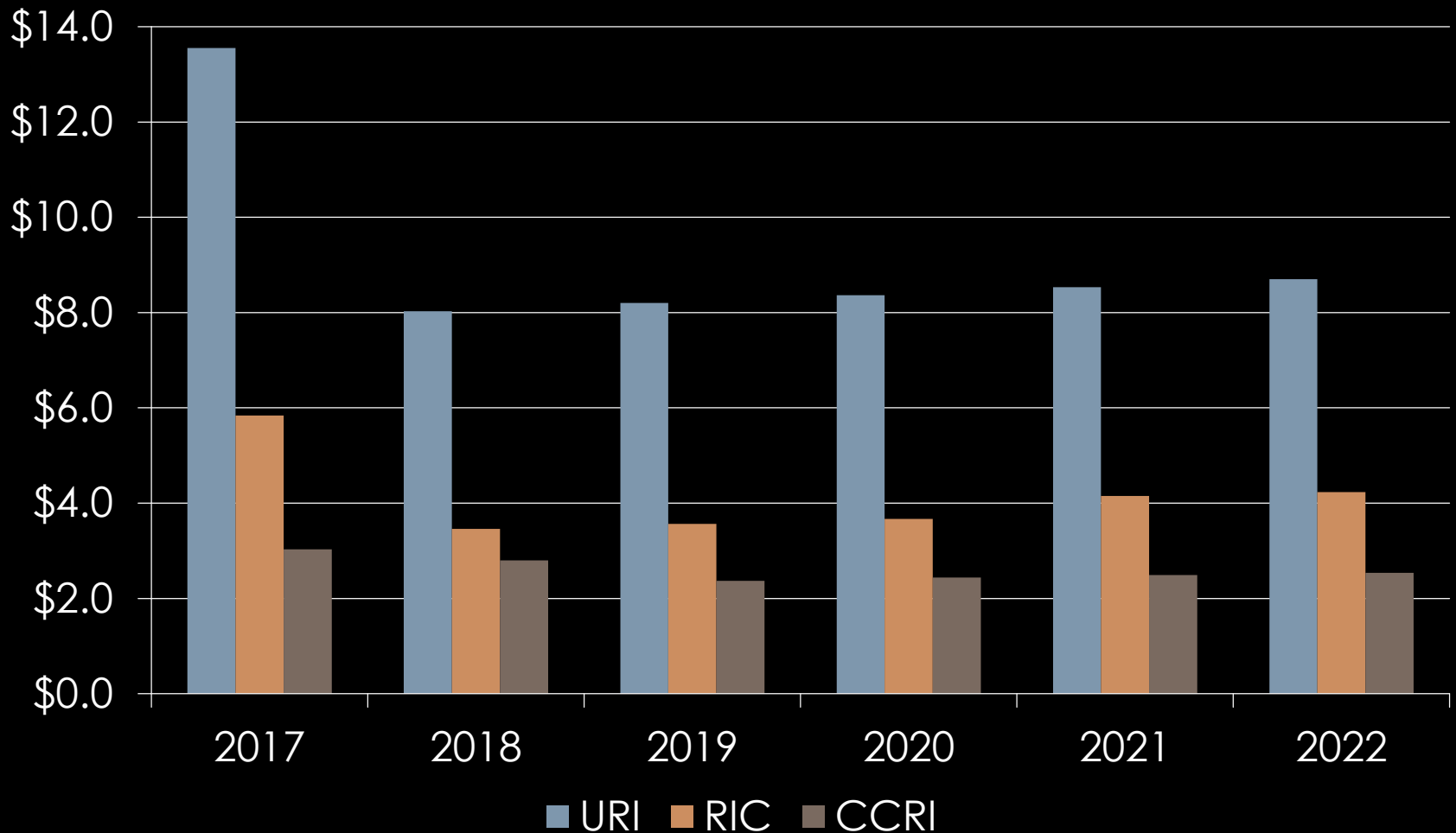
FY 2018 - FY 2022 Capital Budget



FY 2018 - FY 2022 Capital Budget

	OPC	URI	RIC	CCRI	Total
New Projects	1	1	3	2	7
Approved Projects	0	26	7	3	36
Total Projects	1	27	10	5	43
Cost (In millions)	\$1.3	\$346.3	\$149.1	\$35.0	\$531.7

Asset Protection by Fiscal Year



G.O. Bonds

- \$25.5 million approved on Nov. 2016 ballot for Engineering Buildings Phase II
 - Renovate Bliss Hall (41,400 sq. ft.)
 - Addition (21,000 sq. ft.)
 - Annual debt service ~ \$2.1 million
- In departure from past practice, Governor's recommendation does not assume any referenda go before voters in November 2018 or 2020

Other Debt:

Article 16, Section 5

- Energy Performance Contract – URI Phase III (heard March 15)
 - Authorizes borrowing \$11.6 million
 - LED dimmable lighting
 - Fume hood upgrades
 - HVAC
 - Building weatherization
 - Annual debt service of \$1.1 million
 - Assumes 15 years and 5% interest
 - Supported by energy savings

Other Debt:

Article 16, Section 5

- 2006 Assembly approved \$18.1 million for Phase I
 - Began in 2008, completed in 2011
- 2010 Assembly approved \$12.6 million for Phase II
 - Work began in FY 2012 and is anticipated to be completed in June 2018

Other Debt:

Article 16, Section 6

- URI White Horn Brook Apartments
 - Heard March 15
 - \$88.8 million from revenue bonds for 6 story, 500-bed residence hall for 3rd & 4th year students
 - Goal is to eventually provide on-campus housing to > 50% of undergraduate students
 - Keeping with its peer institutions
 - Units are critical to retain upper class students that often seek off campus housing

Other Debt:

Article 16, Section 6

- URI White Horn Brook Apartments
 - Construction would begin in FY 2018 with the opening of the facility in May 2019
 - Annual debt - \$5.9 million assuming 30 years & 5.0% interest
 - Legislation indicates approximately 95% percent would be supported from dorm fees and 5% from tuition and general revenues
 - As drafted, authorization does not limit the amounts

Public Higher Education and Higher Education Assistance Authority

FY 2017 Revised and
FY 2018 Budgets, Capital Budget
Staff Presentation
April 6, 2017